

HI-PE

High Performance Walk-Through Multi-Zone Metal Detector



- Accurate Detection of magnetic, non-magnetic and mixed-alloy metal weapons
- High Discrimination and Throughput
- Exceptional Immunity to environmental interferences
- Unmatched Reliability
- Rapid Installation

HI-PE

High Performance Multi-Zone Metal Detector



Accurate Detection



- Capable of detecting a wide range of threat objects composed of magnetic, non-magnetic metals and mixed alloys

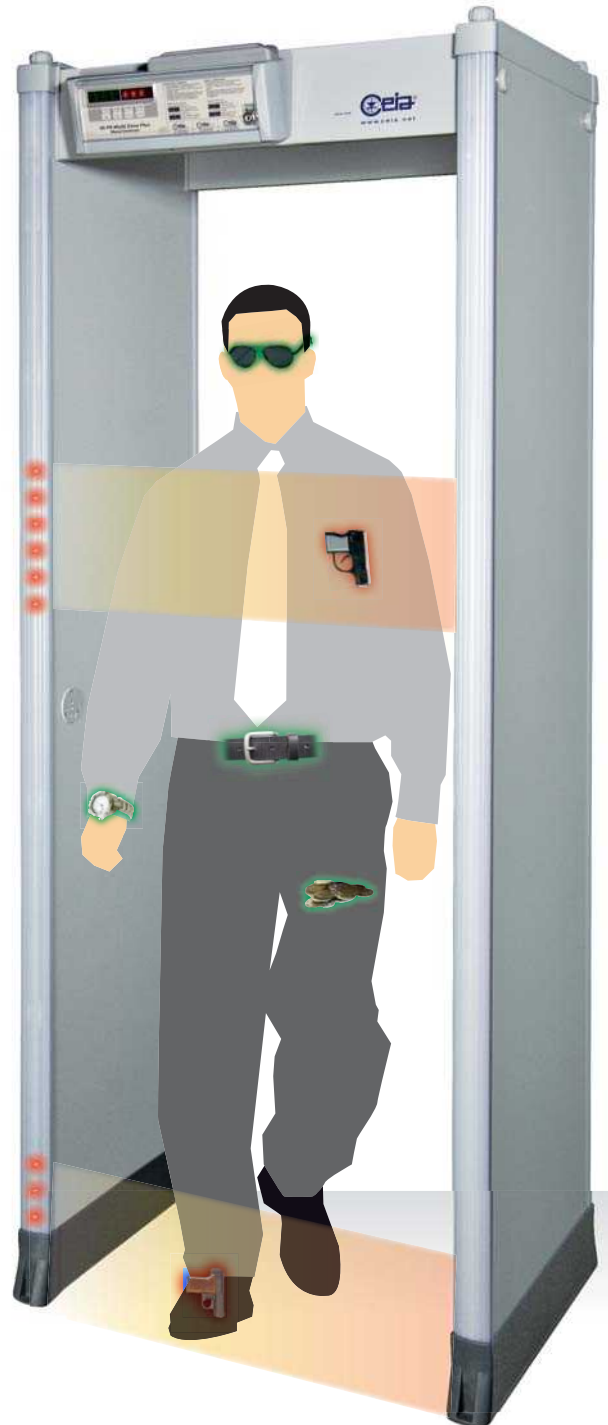


- Quick, accurate analysis of all parts of the body of people in transit, from the shoe level to the crossbar

The HI-PE is a high performance walk-through Multi-Zone Metal Detector which meets all International Security Standards. A "height on person" display actually indicates, by means of illuminated LED's, the position of the weapon on the person.

The HI-PE allows a high level of discrimination between significant metal masses, such as the weapons which are to be detected, and personal metal effects.

Exceptional immunity to environmental interferences makes it easy to use even when electrical noise is encountered. The detection capability is independent of the transit speed.



Breakthrough Value



- Superior CEIA reliability slashes total cost of ownership

The overall system is characterized by sturdy, reliable electronic and mechanical construction, and ease of installation.



- No periodic re-calibration and preventive maintenance required

Communication Capabilities

| TYPE OF OPERATION | Ethernet | USB | Infrared | RS-232 |
|------------------------|----------|-----|----------|--------|
| Maintenance | ○ | ○ | | ● |
| Remote Control | ○ | | ● | ● |
| Remote Data collection | ○ | | | |

● STANDARD ○ OPTION

HI-PE

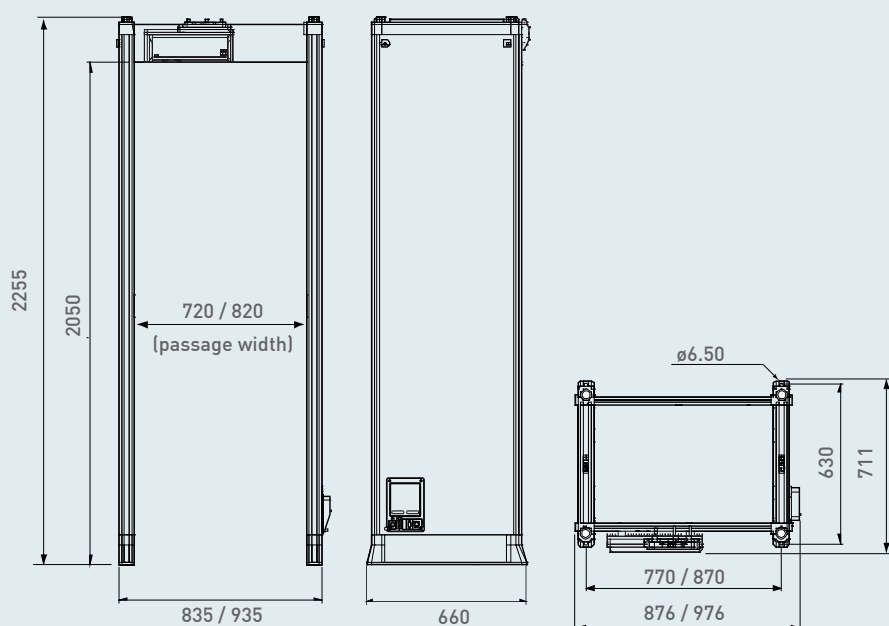
High Performance Multi-Zone Metal Detector

Model Configuration

| Features | HI-PE/PZ |
|---|----------|
| 2 display bars programmable as zone indicators and/or pacing lights | ● |
| Dual Side 20 localization zones | ● |
| Powered by safe low voltage DC | ● |
| RS-232 communication | ● |
| Password and hardware key access protection | ● |
| Anti-tamper on/off switch | ● |
| Weather resistant protection | ○ |
| Anti-vandalism, anti-tampering protection | ○ |
| IP65 protection (includes weather resistant and anti-vandalism options) | ○ |
| High precision transit counter | ○ |
| Programmable Random Alarm capability* | ○ |
| Embedded battery back-up and charger | ○ |
| Integrated web-server & logger (includes Ethernet and USB interface) | ○ |
| Long life crossbar battery back-up | ○ |
| 820 mm useful passage width | ○ |

● STANDARD ○ OPTION *Transit Counter required

Dimensions (mm)

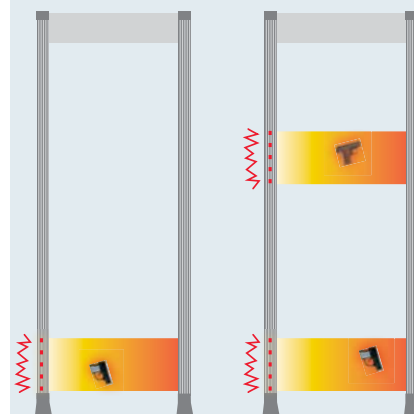


Exceptional Immunity



CEIA HI-PE METAL DETECTORS OFFER SUCH HIGH IMMUNITY THAT THEY CAN BE INSTALLED EVEN IN ENVIRONMENTS WITH HIGH LEVELS OF ELECTRICAL INTERFERENCE, IMPOSSIBLE FOR CONVENTIONAL METAL DETECTORS

Visual alarm zone indication



SINGLE & MULTIPLE LOCATION OF THE METAL MASS DETECTED

UNDER THE ALARM THRESHOLD

Small metal mass
 Medium metal mass

OVER THE ALARM THRESHOLD

Medium metal mass
 Large metal mass

GREEN AND RED METERING SIGNALS PROPORTIONAL TO THE METAL MASS DETECTED



Options and Upgrade Kits

➤ WEATHER RESISTANT PROTECTION

Kit for upgrading the standard version to outdoor applications according to IEC 60950-22; this kit includes shelters, crossbars, protection covers for power supply and waterproof mains power supply adapter.

720 mm passage width (part # 55630)

820 mm passage width (part # 55633)



➤ ANTI-VANDALISM, ANTI-TAMPERING PROTECTION

This option includes stainless steel control unit, waterproof mains power supply adapter, protection covers for power supply and antenna connection compartments, equipped with screws requiring tools for removal.

Part # 55629



➤ IP65 PROTECTION

This option includes the Weather Resistant and Anti-vandalism kits.

Part # 55631

➤ LONG LIFE CROSSBAR BATTERY BACK-UP

Crossbar battery back-up in stainless steel case. Provides up to 17.5 hours of autonomous working time.

Part # 55681

17.5 HOURS TYPICAL (10 HOURS MINIMUM) CONTINUOUS OPERATION WITH HI-PE



➤ 820 mm USEFUL PASSAGE WIDTH

Part # 55635

➤ EMBEDDED BATTERY BACK-UP AND CHARGER

Anti-tamper on/off switch, RS-232 interface, 65 minutes typical (50 minutes minimum) internal battery back-up with 12 hours mains disconnection diagnostic alarm. Part # APSM2Plus/P



➤ INTEGRATED WEB-SERVER & LOGGER, BATTERY BACK-UP AND CHARGER

Anti-tamper on/off switch, RS-232, USB, 10/100 baseT Ethernet interface, data logger, real-time clock, integrated web-server, transit statistical data analysis, 65' internal battery back-up with 12 hours mains disconnection diagnostic alarm.

Part # APSiM2Plus/P



➤ HIGH PRECISION TRANSIT COUNTER

Two photocells fitted into the archway allow counting of transits, alarms and percentage of alarms.

Part # 32716



Accessories

➤ MBSU-2

Independent, long life power supply in weatherproof stainless steel case, with embedded fast charger:

- 32 hours typical (18.5 hours minimum) continuous operation with HI-PE
- 5 hours typical charging time.

Part # MBSU-2



➤ RCU2

Control unit for full remote access, including alarm signaling and programming of CEIA Walk Through Metal Detectors.

Part # RCU2



➤ IRC-1

Infrared Remote Controller for wireless remote programming of the control unit.

Part # 47180



➤ UPPER CONNECTION MODULE

This extension cable allows the connection of power supply and serial communication to personal computers or CEIA accessories, such as RCU-2.

Part # 46650

➤ RRU

Remote relay unit (RRU) to repeat the detection alarms of the gate through a relay contact. The RRU module can be used for integration of the Metal Detector in interlocked door systems.

Part # RRU

➤ WATERPROOF MAINS POWER SUPPLY

100W IP67 power supply for outdoor applications. It is provided with flanges for simple installation.

Part # 43564



➤ MD-SCOPE

Powerful, PC based installation and service Software. Includes oscilloscope and terminal functionality.

Part # MD-SCOPE2



➤ METAL DETECTOR DIVESTING TABLE

FOR MANAGEMENT OF PERSONAL METAL BELONGINGS

- Standard length: 610 mm (Part # 18074)
- Extended length: 1200 mm (Part # 39491)



➤ TEST SAMPLES KIT

Reference Samples for accurate verification of the Security Level. Includes guided procedures and certificate of calibration.

Part # 3497 (NILECJ-STD-0601.00 Level 2)

Part # EMD-SK-GAL (GA test pieces)



**HI-PE**

High Performance Multi-Zone Metal Detector

Specifications

| | | |
|-----------------------------|--|---|
| KEY FEATURES | Accurate Detection of magnetic, non-magnetic and mixed-alloy metal weapons | |
| | Wide range of threat detection from guns to ½ cutter blade | |
| | High Discrimination and Throughput | |
| | Exceptional Immunity to external interferences | |
| | High precision bidirectional counter with automatic rescreening compensation (option) | |
| | Random alarm capability programmable from 0% to 100% (option) | |
| | Powered by safe low voltage DC | |
| | Standard Interfaces: RS-232, Infrared | |
| | Other available interfaces: Ethernet, USB | |
| QUALITY | Continuous self diagnostic system | |
| | Proven reliability | |
| | No periodic re-calibration and preventive maintenance required | |
| | No scheduled maintenance | |
| | Fully digital design | |
| WALK-THROUGH GATE STRUCTURE | State-of-the-art, robust and washable panels | |
| | Protected against aging, weather and wear | |
| CENTRAL CONTROL UNIT | Ergonomic and robust design | |
| | High visibility alphanumeric display and programming keyboard | |
| | Made of advanced plastics or stainless steel and anti-vandalism construction (option) | |
| | Access to the front panel protected by hardware key and two levels of passwords | |
| ALARM SIGNALLING | VISUAL SIGNALS | Multi-zone display bar for “height on person” localization |
| | | 2 light bars with selectable entry/exit and pacing indication |
| | | Green and red metering signals proportional to the mass of the detected target |
| | AUDIO SIGNALS | 10 selectable continuous and pulsed tones |
| | | 10 selectable sound intensities ranging from 0 to 90 dbA at 1m |
| TYPE OF SIGNALLING | VISUAL | Fixed or proportional to the mass in transit - visible from 6m under lighting of 4000lux. |
| | VISUAL ZONE INDICATION | 2, 4, 8 or 20 independent zones selectable |
| PROGRAMMING | Remote via RS-232, Infrared Remote Control Unit or Ethernet 10/100 base T interface | |
| | SECURITY LEVEL | International Standard (IS) command |
| | Local by Control Unit alphanumeric display and keyboard | |
| | Programming access protected by user and super-user passwords | |
| OPERATIONAL FEATURES | Quick reset time as short as 0.2 seconds for high throughput rate | |
| | Very high detection speed (up to 50 ft/sec.) | |
| | One-touch key reading of inbound, outbound and Security Level Data | |
| INSTALLATION DATA | Automatic synchronisation between two or more metal detectors with distance of down to 5 cm without the use of external cables | |

Environmental Data

- **POWER SUPPLY** : 100...240V~ -10/+15%, 47...63Hz, 25 VA max
- **OPERATING TEMPERATURE**: -20°C to +70°C (-37°C to +70°C upon request)
- **STORAGE TEMPERATURE**: -37°C to +70°C
- **RELATIVE HUMIDITY**: 0 to 95% (without condensation)

Certification and Compliance

- Compliant with the applicable Standards for Walk-Through Metal Detectors
- Compliant with the applicable electromagnetic Standards on Human Exposure and Pacemaker Safety
- Compliant with applicable International Standards for electrical safety and EMC
- Harmless to magnetic media (floppy disks, tapes, etc.)

Comprehensive support

CEIA PROVIDES FULL OPERATIONAL AND TECHNICAL TRAINING SUPPORT BY CERTIFIED PERSONNEL EITHER AT CEIA FACILITY OR AT CUSTOMER PREMISES



- phone technical support
- in-house and on-site repair/services
- standard and custom training



Zona Industriale 54/G, 52041 Vicinaggio - Arezzo (ITALY)
Tel.: +39 0575 4181 Fax: +39 0575 418298 E-mail: infosecurity@ceia-spa.com

www.ceia.net

CEIA reserves the right to make changes, at any moment and without notice, to the models (including programming), their accessories and options, to the prices and conditions of sale

DP060K0048V1UK-56939